

Navigate to Tests

1. Log in with a [course author](#) or Site Manager account.
2. [Navigate to products](#) .
3. Select **Edit** next to the relevant product.
4. Select **View All** from the Asset menu or select the test assets to view only test assets.


Assets	View All
Modules (1)	
Prova Tests (1)	

5. Select **Edit** next to a test to view the dashboard. Return to the dashboard at any time by selecting **Dashboard** from the test menu.



 Manage Assets

Menu


 Dashboard 

 Configuration

 Introduction

 Sections(3)

 Questions(6)

 Conclusion

 History

The Test Dashboard

Each test has a dashboard that shows basic at-a-glance analytics for a test, including the date the test was published and the current revision number.

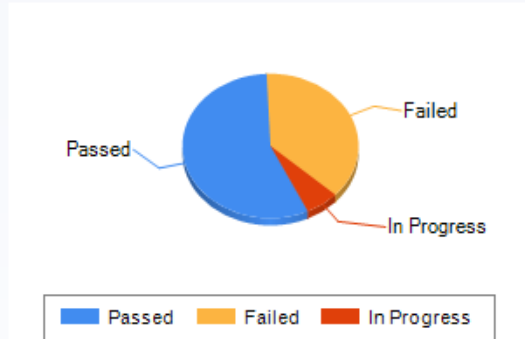
Dashboard for Prova Test Practice Exam

Evaluation Details

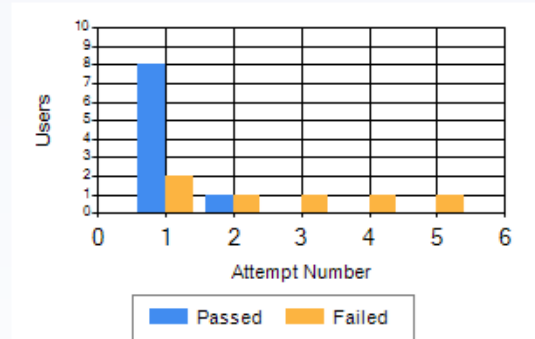
Published: 6/26/2013 10:28:08 AM

Revision #: 2

Level of Completion



Success Rate Per Attempt



- The Level of Completion graph shows passed, failed and in progress information for participants who have launched the test.
- The Success Rate per Attempt bar chart shows how many times participants attempted the test and the number of participants who passed and failed.