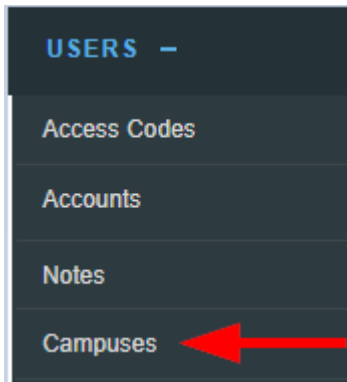


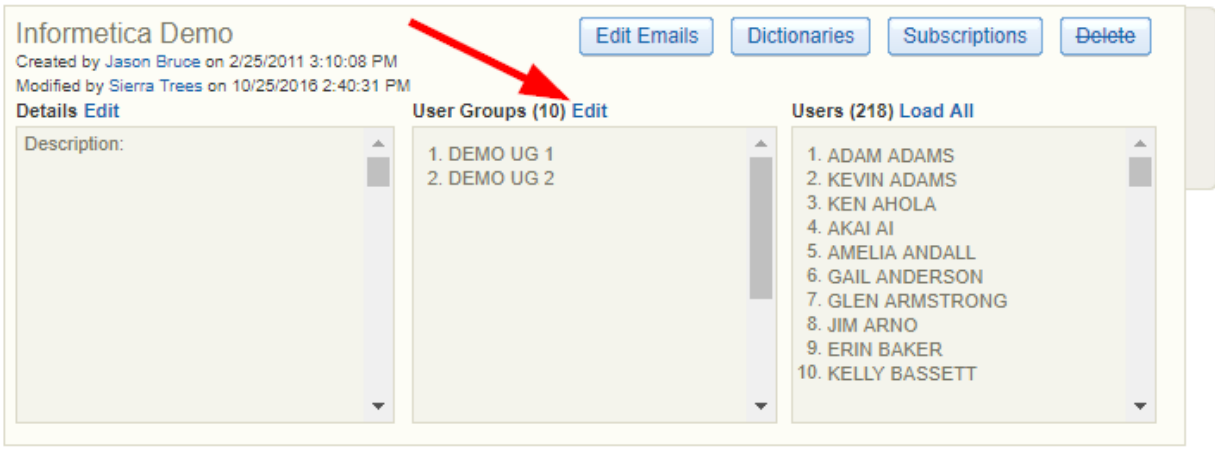
Add or Remove Campus Groups

1. Log in with a Site Manager account.
2. Select Campuses from the Users tab.



3. Select the Edit link or User Groups icon.

Edit user groups link from [detailed view](#) .



Informetica Demo
Created by Jason Bruce on 2/25/2011 3:10:08 PM
Modified by Sierra Trees on 10/25/2016 2:40:31 PM

Details Edit

User Groups (10) Edit


- 1. DEMO UG 1
- 2. DEMO UG 2

Users (218) Load All

- 1. ADAM ADAMS
- 2. KEVIN ADAMS
- 3. KEN AHOLA
- 4. AKAI AI
- 5. AMELIA ANDALL
- 6. GAIL ANDERSON
- 7. GLEN ARMSTRONG
- 8. JIM ARNO
- 9. ERIN BAKER
- 10. KELLY BASSETT

[Edit Emails](#) [Dictionaries](#) [Subscriptions](#) [Delete](#)

Edit user groups icon from [list view](#)



Name	Description	Created	Edited	User Group	Users
Informetca Demo	Select this Organization for Informetca demos.	2/25/2011 3:10:08 PM	10/25/2016 2:40:31 PM	10	218     

4. **Save** to complete the changes or **Cancel** to navigate to the campuses page without saving.