





# Bulk Discounts

Creating discounts based on quantity gives you the ability to charge a lower price as the quantities go up on specific items, both with your retail and wholesale customers. The correct price is automatically calculated when the item is added to the shopping cart.

1. Navigate to Storefront Discounts (see [Storefront Discounts](#)).
2. Select **03 Add Discount per Quantity** from the Discounts menu.

## Discounts menu


- 01  Add discount for any product | for one product
- 02  Modify discount
- 03  **Add discount per quantity**
- 04  Modify discount per quantity

3. Select the product that you would like to apply quantity the discount to. You can do this by typing the name into **Search** or selecting **List all Categories**.

## Product selection

Please enter search criteria in order to select a product:

WHMIS

 or [list all categories](#) to locate the products

4. Fill out the **Add Discount per Quantity** form.

## Add discount per quantity

Description	<input type="text" value="Discount when purchasing 50 or more"/>		
Product	<input type="text" value="WHMIS"/>		
Price to discount per unit	<input type="text" value="1.00"/>		
Quantity	From <input type="text" value="50"/>	Until <input type="text" value="9999"/>	
<input type="button" value="Save"/>			

5. Use **Quantity** to define the minimum and the maximum number of items that must be purchased to obtain this discount.

6. **Save.**