









Discount a Specific Item

Create a discount code that can be applied to one specific item in your store.

1. Navigate to Storefront Discounts (see [Storefront Discounts](#)).
2. Select **01 Add Discount for One Product** from the Discounts menu.


Discounts menu

- 01  Add discount [for any product](#) **[for one product](#)**
- 02  [Modify discount](#)
- 03  [Add discount per quantity](#)
- 04  [Modify discount per quantity](#)
- 05  [Add discount based on previous purchase](#)
- 06  [Modify discount based on previous purchase](#)
- 07  [BirthDay discounts](#)
- 08  [Previous menu](#)

3. Select the product that you would like to apply quantity the discount to. You can do this by typing the name into **Search** or selecting **List all Categories**.

Product selection

Please enter search criteria in order to select a product:

 or [list all categories](#) to locate the products

4. Fill out the **Add Discount** form (see step 5 of [Discount Any Item](#)).
5. **Save**.