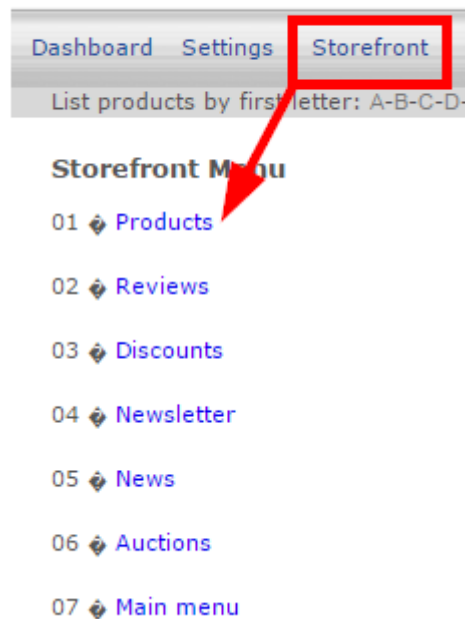


Delete a Storefront Category

1. Log into the storefront (see [Access the Storefront](#)).
2. Select **Storefront** from the main menu.
3. Select **01 Products** from the main menu to open the Product Menu.

Store Administration

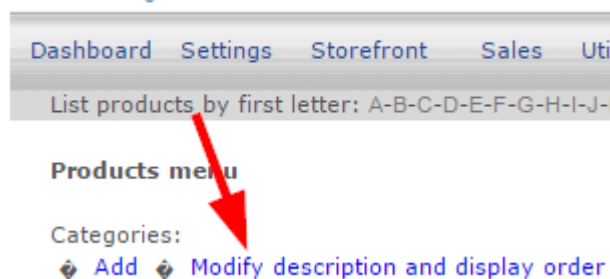
You are viewing: Store Administration



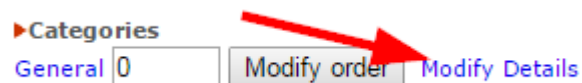
4. Select **Modify Description and Display Order** under Categories.

Store Administration

You are viewing: Store Administration



5. Select **Modify Details** next to the category you wish to delete.



6. Select **Delete** at the bottom of the form.

Modify Category

Description

Parent Category ▼

Details

Keywords

Image

Active Yes