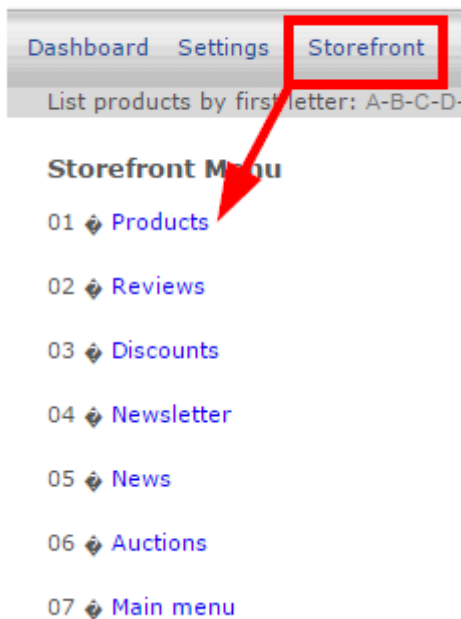


# Edit a Storefront Category

1. Log into the storefront (see [Access the Storefront](#)).
2. Select **Storefront** from the main menu.
3. Select **01 Products** from the main menu to open the Product Menu.

## Store Administration

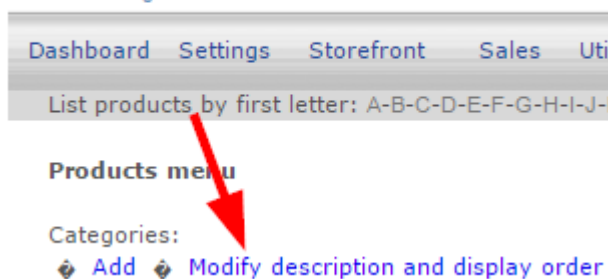
You are viewing: Store Administration



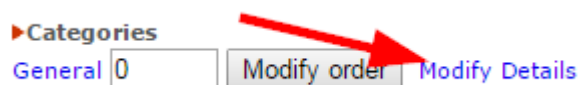
4. Select **Modify Description and Display Order** under Categories.

## Store Administration

You are viewing: Store Administration



5. Select **Modify Details** next to the category you wish to make changes to.



6. Make any changes to the category fields (see [Add a Storefront Category](#)).
7. Select **Modify** at the bottom.

## Modify Category

Description

Parent Category  ▼

Details

Keywords

Image

Active Yes