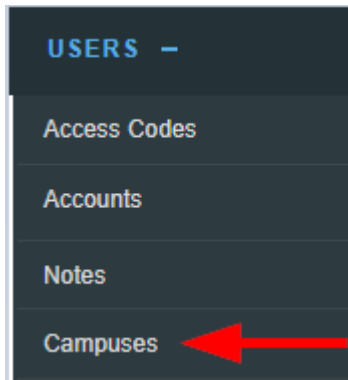

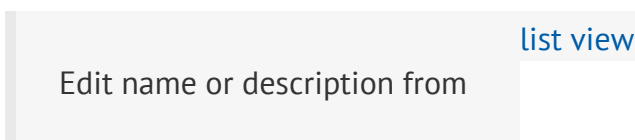












Change Campus Name or Description

1. Log in with a Site Manager account.
2. Select Campuses from the Users tab in the main navigation menu.



3. Select the **Details Edit** link or the select the name of the campus.



Name	Description	Created	Edited	User Group	Users	
Informetca Demo	Select this campus for Informetca demos.	2/25/2011 3:10:08 PM	4/30/2019 10:08:33 AM	9	218	    
Informetca Demo 3	Informetca Demo 3 For Internal Training Purposes	11/13/2018 3:16:27 PM	11/13/2018 3:16:27 PM	11	33	    

4. **Save** to complete the changes or **Cancel** to navigate to the campuses page without saving.